

Nepal Telecommunications Authority

MIS Report

Falgun, 2076 (13 February, 2020– 13 March, 2020)

**P.O. Box No. 9754
Kamaladi, Kathmandu
Phone No.: +977-1-4254681
Fax No.: +977-1-4255250
E-mail: ntra@nta.gov.np, info@nta.gov.np
URL: www.nta.gov.np**

**Published on
Jestha , 2076 (June, 2020)**

1. Telecom Statistics :- Data of Falgun , 2076 (13 February, 2020)

1.1 Subscription of Voice Telephony Service :-

Service Operator	Fixed			Mobile		Others	Total
	PSTN	WLL	VSAT	GSM	CDMA	GMPCS	
NDCL	665,444	118,942	581	17,029,969	1,681,345	-	19,496,281
UTL	-	-	-	-	-	-	-
NCELL	-	-	-	17,171,675	-	-	17,171,675
NSTPL	-	-	-	-	-	-	-
STPL	-	-	-	2,104,817	-	-	2,104,817
Others	-	-	-	-	-	2,905	2,905
Total	665,444	118,942	581	36,306,461	1,681,345	2,905	38,775,678
	784,967			37,987,806		2,905	
Services							
Fixed							2.63
Mobile							127.15
Others (GMPCS)							0.01
Total							129.79

Population Projection (2011-2031) 29,876,531 (Source: cbs.gov.np)

1.2 Broadband Service

Services		Subscribers					Total
		NDCL	UTL*	NCELL	STPL	ISPs	
Fixed Broadband (Wired)	ADSL #	943,544	-	-	-	-	943,544
	Cable/ FTTH #	113,172	-	-	-	4,024,888	4,138,060
	Internet Lease Line	1,098	-	-	-	-	1098
Fixed Broadband (Wireless)	Radio(Wi-Fi) #	-	-	-	-	134,575	134,575
	Wi MAX #	89,924	-	-	-	-	89,924
Mobile Broadband	3G	8,526,407	-	3,042,963	-	-	11,569,370
	4G	843,041	-	3,705,761	290,392	-	4,839,194
	EVDO	136,573	-	-	-	-	136,573
Total		10,653,759		6,748,724	290,392	4,159,463	21,852,338
Services						Subscription (%)	
Fixed Broadband (Wired) #						17.01	
Fixed Broadband (Wireless) #						0.75	
Mobile Broadband						55.38	
Total Broadband (%)						73.14	

* Data for the month of Falgun not received

FTTH- Fiber to the Home

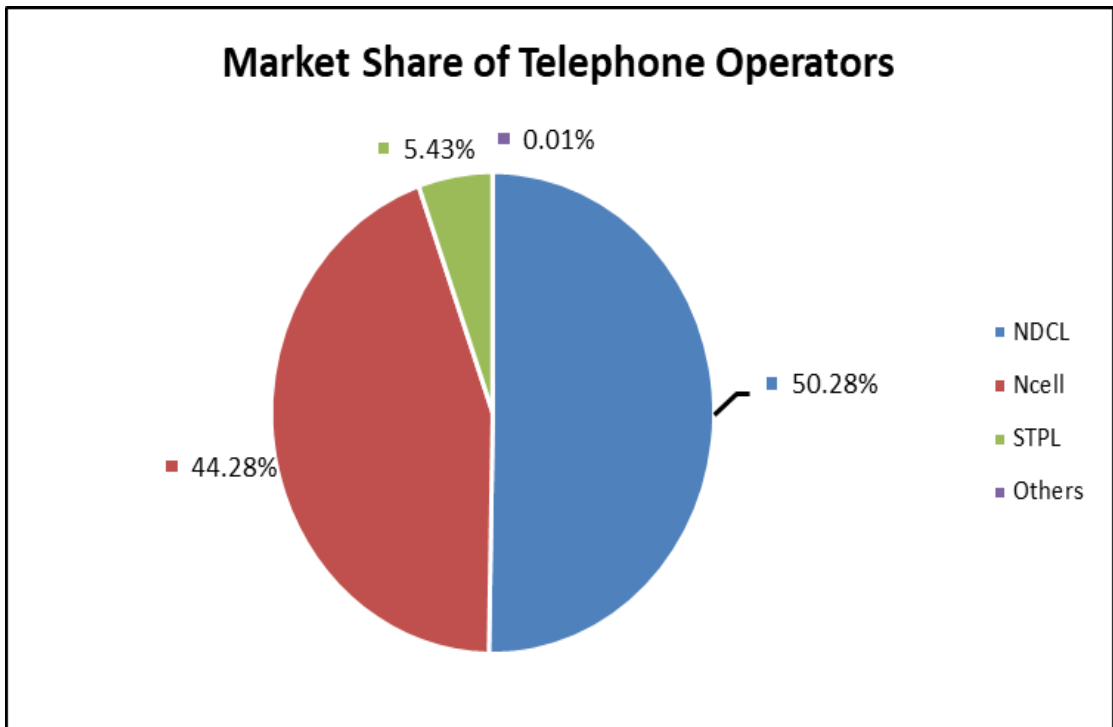
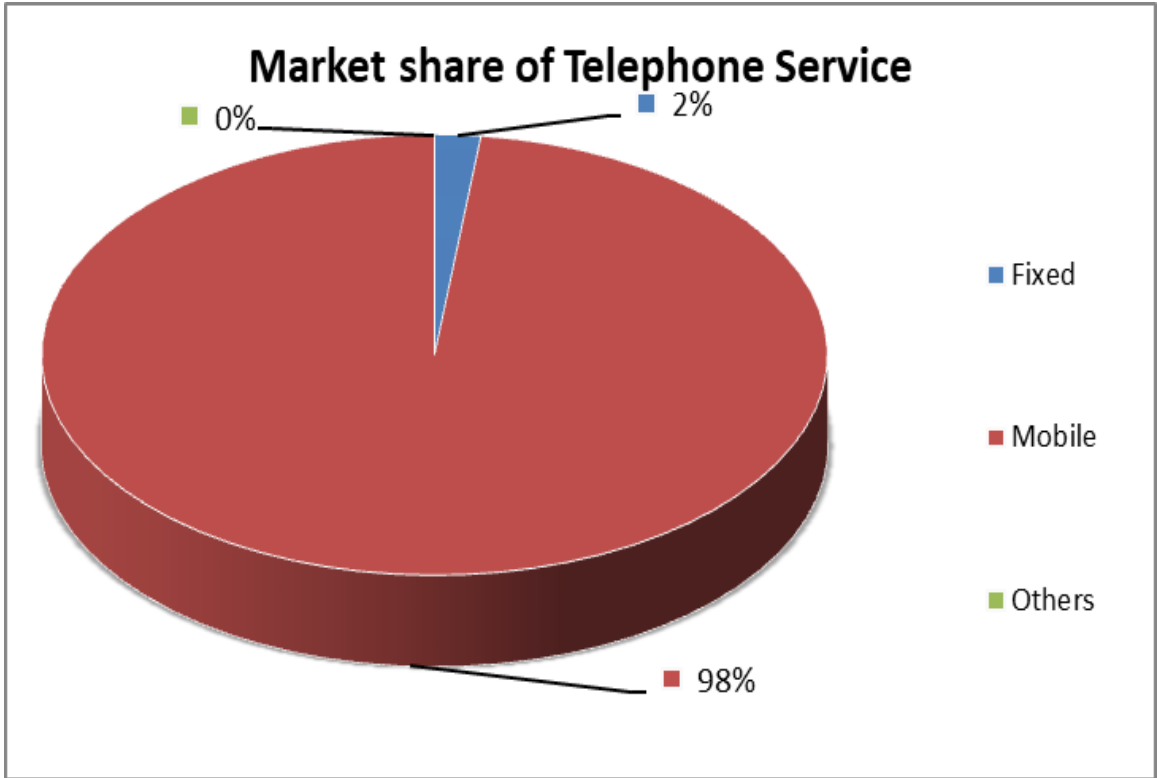
NDCL- Nepal Doorsanchar Company limited

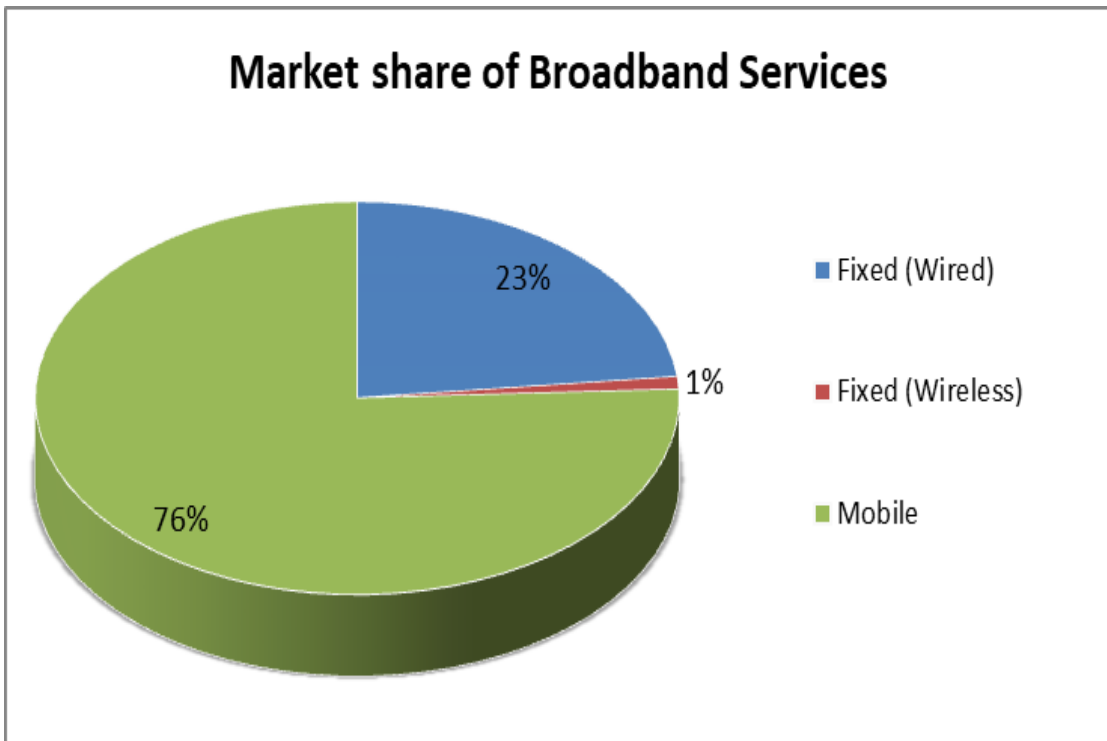
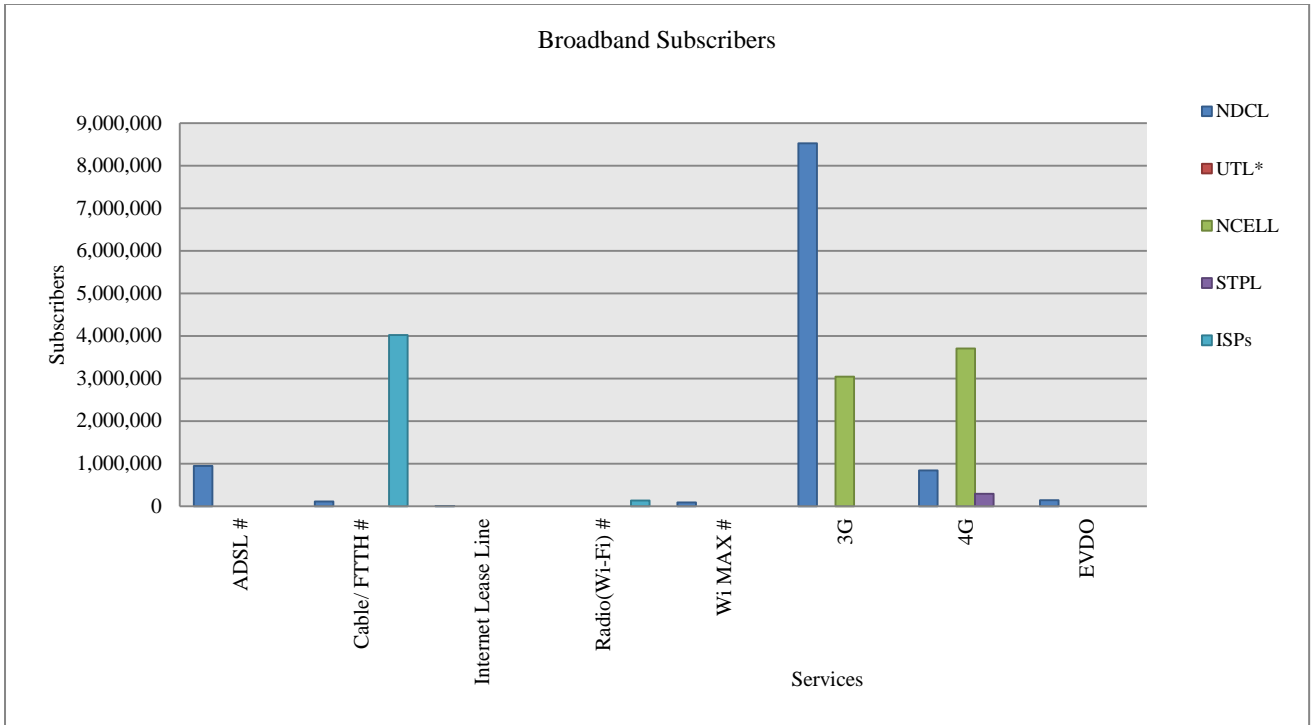
UTL- United Telecom Limited

NCELL- Ncell Pvt.Ltd.

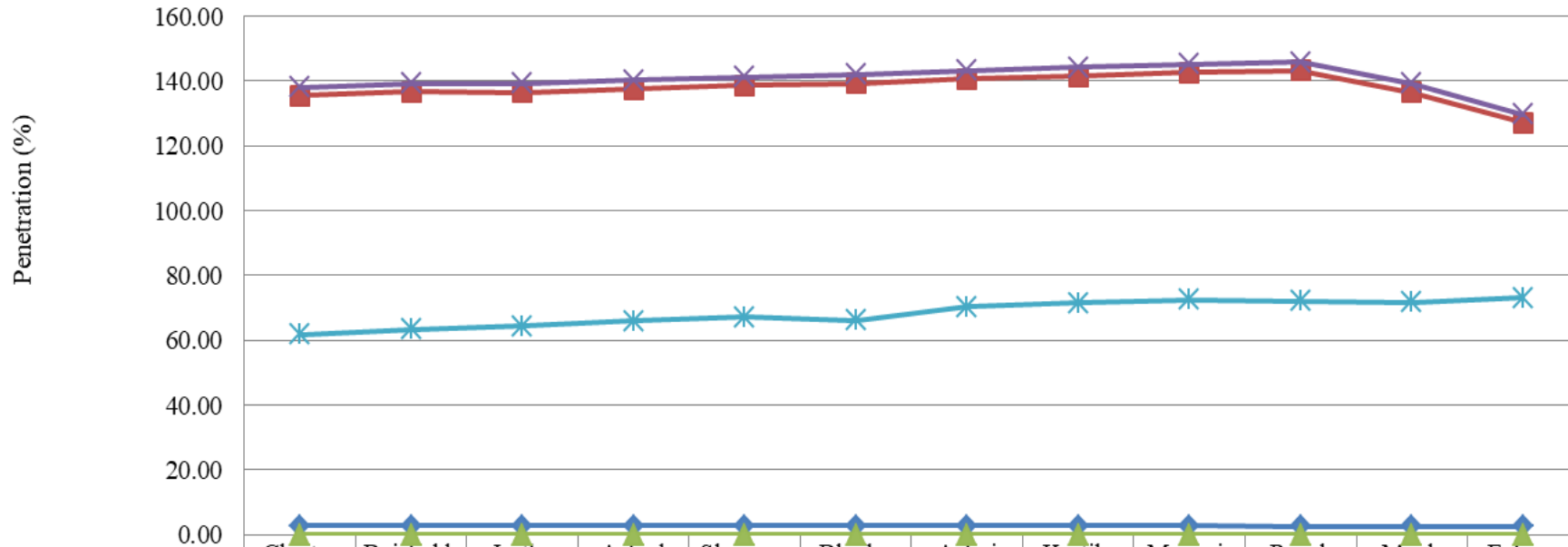
NSTPL- Nepal Satellite Telecom Pvt.Ltd

STPL- Smart Telecom Pvt.Ltd





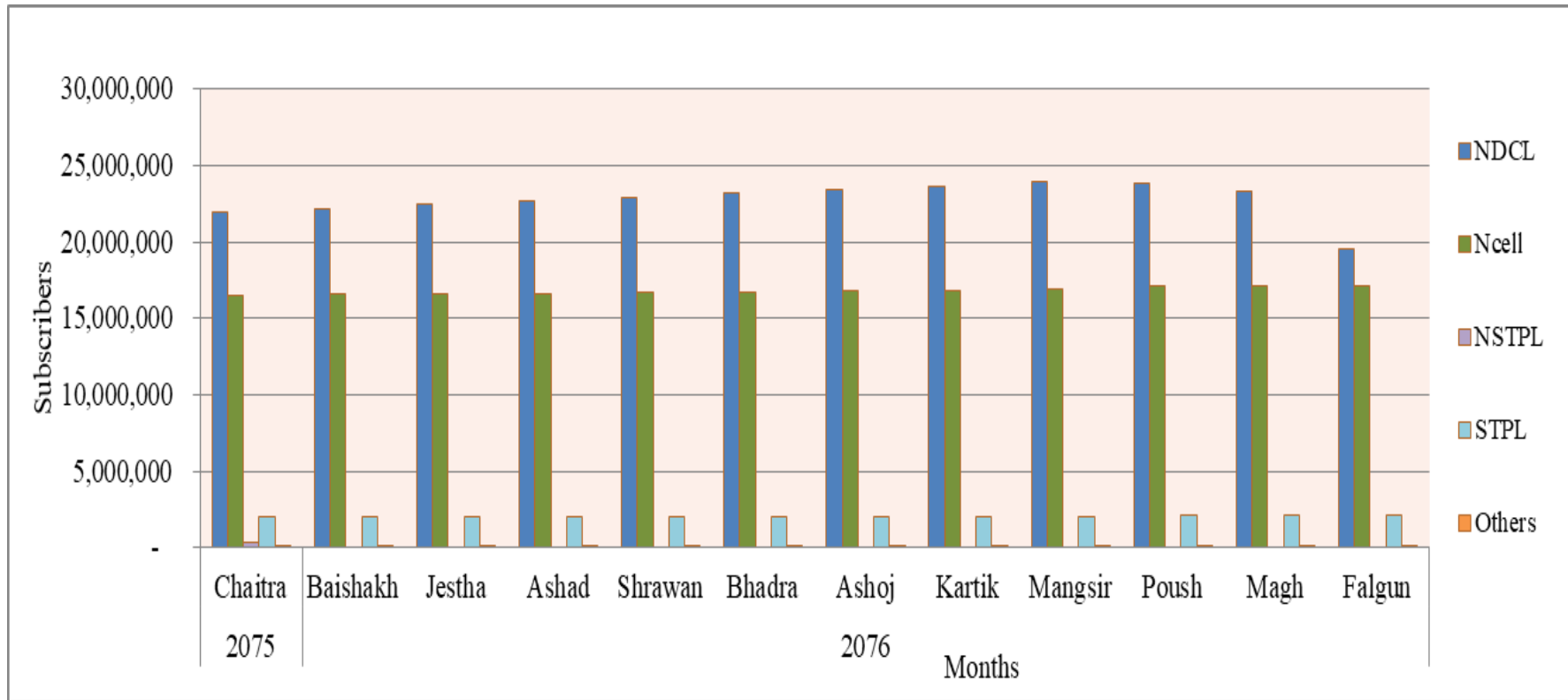
Growth Trend of Voice and Data Services



◆ Fixed	2.71	2.72	2.70	2.7	2.70	2.7	2.70	2.7	2.70	2.67	2.63	2.63
■ Mobile	135.41	136.59	136.58	137.55	138.59	139.3	140.56	141.48	142.58	143.22	136.54	127.15
▲ Other	0.01	0.01	0.01	0.01	0.01	0.01	0.01	0.01	0.01	0.01	0.01	0.01
✱ Total	138.13	139.32	139.29	140.25	141.29	142.01	143.27	144.19	145.28	145.90	139.17	129.79
✱ Broadband	61.82	63.31	64.46	65.87	67.23	66.21	70.41	71.52	72.42	72.16	71.76	73.14

Glimpse of telephone subscribers in one year

S.No.	Operators	2075	2076										
		Chaitra	Baishakh	Jestha	Ashad	Shrawan	Bhadra	Ashoj	Kartik	Mangsir	Poush	Magh	Falgun
1	NDCL	21,945,807	22,207,809	22,464,465	22,696,248	22,940,593	23,169,662	23,408,560	23,657,135	23,924,679	23,849,275	23,328,879	19,496,281
3	Ncell	16,489,945	16,549,592	16,594,488	16,637,038	16,690,988	16,668,860	16,801,041	16,821,241	16,870,791	17,118,163	17,157,358	17,171,675
4	NSTPL	328,538											
5	STPL	2,002,978	2,030,055	2,049,485	2,060,696	2,068,097	2,073,397	2,074,442	2,075,701	2,079,992	2,090,337	2,091,257	2,104,817
6	Others	1,742	1,742	1,742	1,742	1,742	1,742	2,889	2,902	2,905	2,905	2,905	2,905



1.3 License issued as of Falgun, 2076

S. No.	Name of the Services	Number of the licensee
1.	Basic Telecommunications Service	1
2.	Basic Telephone Service	2
3.	GSM Cellular Mobile Service	2
4.	Network Service Provider	16
5.	VSAT Users	8
6.	Internet (With E-mail) Service	124
7.	GMPCS Service	2
8.	Rural Telecom Service	1
9.	Limited Mobility Service	0
10.	International Trunk Telephone Service	1
11.	VSAT Users (Rural Area)	27
12.	Internet (With Email) Service in Rural Area	3
	Total	187

* Year wise licensing activity of NTA is shown in Appendix-1

2. NTA Activities

2.1.Type Approval Certificate:

List of type approval certificates issued in the month of **Falgun, 2076**

S. No.	Type of Device	Type of certificate	Number
1.	Short Range Device	Provisional	5
		Periodic permanent	3
2.	GSM Mobile Handset	Provisional	15
		Periodic permanent	7
3.	Tablet	Provisional	0
		Periodic permanent	1

2.2. Foreign Currency Recommendation: NTA recommended foreign currency equivalent to NRs. 250,369,288.21 (Approx.) for the payment of Bandwidth & other service Charges of different Telecom operators, during the month of Falgun 2076.

2.3. Recommendation for import of Telecommunications Equipment: - NTA recommended foreign currency equivalent to NRs.9, 460,609.48 (Approx.) for the payment of Telecommunication equivalent of different Telecom operators, during the month of Falgun, 2076.

2.4. Issuance of License in Falgun, 2076 :-

1	Sarathi Communication Network Pvt. Ltd., Darchula.	Internet/Email
2	Dish Madia Network limited, Chhasikot, Lalitpur.	Internet/Email
3	Dish Madia Network limited, Chhasikot, Lalitpur.	Network service Provider

2.5.Renewal of License during Falgun, 2076 :- N/A

2.6.Cancellation of License during Falgun, 2076:

1	Earth Link Communication Enterprises Pvt. Ltd., Janakpur SubMetropolitan-8, Bajranga Chwok, Dhanusa.	Internet/Email
---	--	----------------

3. Human Resource and Capacity Building:N/A

3.1 International Training, Seminar, Study and Observation Tours/Visit: N/A

3.2 National Training, Seminar, Study and Observation Tours/Visit: N/A

3.3List of the members of Nepal Telecommunications Authority

S.N	Members Name	Designation	Date of Appointment
1.	Mr.Purushottam Khanal	Chairman	2076/04/06
2.	Mr. Chudamani Chaulagai	Member	2074/02/19
3.	Mr. Teknath Acharya	Member	2074/02/19
4.	Mr. Hem Kumar Shrestha	Member	2074/09/28
5.	Mr. Rammani Duwadi	Member	2075/02/31

For Details Contact:

Nepal Telecommunications Authority

Kamaladi, Kathmandu

Phone No.: +977-1-4254681 (Ext. 246)

Fax No.: +977-1-4255250

E-mail: info@nta.gov.np, ntra@nta.gov.np

Appendix-I

NTA Licensing Activity at a glance as of 16 July 2019 (End of Ashad 2076)

S. N.	Services	Fiscal Year																				Total no. of License	License Cancelled	Existing no. of License
		56/57	57/58	58/59	59/60	60/61	61/62	62/63	63/64	64/65	65/66	66/67	67/68	68/69	69/70	70/71	71/72	72/73	73/74	74/75	75/76			
1	Basic Telecommunication	0	1	0	1	0	0	0	0	1	0	0	0	0	0	0	0	0	0	0	0	3	1	2
2	Basic Telephone Service	0	0	0	0	0	0	0	0	0	0	0	0	0	1	0	0	0	1	0	0	2	0	2
3	GSM Mobile	1	0	0	0	0	1	0	0	0	0	0	0	0	0	0	0	0	0	0	0	2	0	2
4	Network Service Provider	6	1	3	0	1	0	0	2	1	0	1	0	0	2	1	0	3	2	0	0	23	9	14
5	Pre-Paid Calling Card	0	0	0	0	0	0	0	0	0	0	0	0	0	1	0	0	0	0	0	0	1	1	0
6	VSAT User	16	8	11	15	20	6	41	7	0	6	22	0	5	0	0	0	0	0	0	0	157	149	8
7	Internet (with e-mail)	13	2	3	2	6	6	7	3	3	7	12	5	1	0	5	3	7	23	26	20	154	43	111
8	Radio Paging	6	2	0	0	0	0	0	0	0	0	0	0	0	0	0	0	0	0	0	0	8	8	0
9	Fax Mail	4	2	0	0	0	0	0	0	0	0	0	0	0	0	0	0	0	0	0	0	6	6	0
10	Video Conferencing	1	0	0	0	0	0	0	0	0	0	0	0	0	0	0	0	0	0	0	0	1	1	0
11	GMPCS	0	0	0	2	0	0	0	1	0	0	0	0	0	0	0	0	0	0	0	0	3	1	2
12	Rural Telecom	0	0	0	0	1	0	0	0	1	0	0	0	0	0	0	0	0	0	0	0	2	1	1
13	Limited Mobility	0	0	0	0	0	0	2	4	4	3	35	61	0	0	0	0	0	0	0	0	109	102	7
14	Int. Trunk Telephone	0	0	0	0	0	0	0	0	2	0	0	1	1	0	0	0	0	0	0	0	4	3	1
15	Rural VSAT User	0	0	0	0	0	0	0	0	1	2	5	3	5	0	0	1	0	3	1	15	36	12	24
16	Rural ISP	0	0	0	0	0	0	0	0	0	1	5	0	0	0	2	1	2	0	0	0	11	8	3
Total		47	16	17	20	28	13	50	17	13	19	80	70	12	2	9	6	9	30	29	35	522	345	177

Appendix-2 Internet Subscribers of Service as of Falgun, 2076

S.No.	Company Name	Wireless	Cable	Fiber	Total
1	Mercantile Communication (Pvt). Ltd. DurbarMarg, Kathmandu*	553		818	1,371
2	WorldLink Communications (Pvt.) Ltd. Jawalakhel, Lalitpur	2,426	626	388,996	392,048
3	Himalayan Online Services (Pvt) Ltd. Durbarmarg, Kathmandu*	110		5,942	6,052
4	Nepal Doorsanchar Company Limited	18,427	193,349	23,191	234,967
5	Vianet communications Pvt. Ltd., Jawalakhel, Lalitpur			103,056	103,056
6	Web Surfer Nepal Communication. System Pvt. Ltd.,Tinkune Kathmandu	3,238	5	18,430	21,673
7	Subisu Cablenet Pvt. Ltd. Baluwatar, Kathmandu	7,056	27,995	82,055	117,106
8	Japan Nepal Information Communication Technology, Kalikasthan*	207		123	330
9	Broadlink Network & Communication Pvt.Ltd., Kathmandu	435		30,200	30,635
10	Sustainable Network Pvt.Ltd. Pulchok, Lalitpur	192	4	2	198
11	Nepal Net Sanchar, Biratnagar *	62		21	83
12	Net Max Technologies P. Ltd, Anamnagar, Kathmandu*	3,852	133	1,538	5,523
13	Fiber Online Pvt. Ltd., Jawalakhel, Lalitpur*		474		474
14	Pokhara Internet Pvt. Ltd., Pokhara, Kaski*	1,156		1,846	3,002
15	Cherry World Communications Pvt.Ltd*	75		1,447	1,522
16	Classic Tech Pvt. Ltd., Baneshwor, Kathmandu	3,376		92,229	95,605
17	Eastlink Technology Pvt. Ltd., Tripureshwor, Kathmandu*			7,006	7,006
18	TechMinds Network Pvt.Ltd., Narayangarh, Chitwan	2,774		35,513	38,287
19	Barahi Internet Technologies p. Ltd., Srijana Chowk -8, Pokhara	149		3,163	3,312
20	IBSS Nepal Pvt. Ltd., Sinamangal, Kathmandu *	350		759	1,109
21	Arrownet Pvt. Ltd. , Tripureshwor, Kathmandu	138		10,292	10,430
22	Shikhar Net Pvt. Ltd., ,Dhanagadhi, Kailali *	30			30
23	VNS Technology PVT LTD Dhanushak *	29		46	75
24	Unified Communication Pvt.Ltd*	11		31	42
25	I.Zone Pvt.Ltd*	246	1,066		1,312
26	SKY cable TV PVT LTD*		5,604		5,604
27	Hawk Net Pvt.Ltd*	3	8	92	103
28	First Link	17		1541	1,558
29	BroaBand Solutions Pvt.Ltd*	30		68	98
30	Galkot Link Pvt. Ltd.*	100		200	300
31	Gandaki Communication*	205		82	287
32	Big Marshyangdi Net Pvt.Ltd*	95		20	115
33	Simrik Internet Pvt.Ltd*	126	2	48	176
34	Acme Technical Institute*	245		1,230	1,475
35	Earthlink Communication Enterprise Pvt.Ltd*	27		109	136
36	Meta Link Pvt.Ltd*	20	16	190	226
37	Metrolink Business Group Pvt. Ltd.*	0		306	306
38	Surkhet net Cable Pvt.Ltd			600	600
39	Lifenet Pvt.Ltd	28		150	178
39	webNetworks pvt.Ltd	216		669	885
40	Clean Network Pvt.Ltd*			21	21
	Total	46,004	229,282	812,030	1,087,316